

OLYMPUS[®]

Your Vision, Our Future

EVIS EXERA III

EVIS EXERA III GASTROINTESTINAL VIDEOSCOPE

GIF-H190

Significantly slimmer design with amazing HDTV clarity



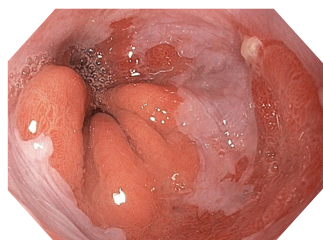
HDTV Image Quality

HDTV image quality delivers high-definition observation capabilities, even in a new, slimmer scope design.

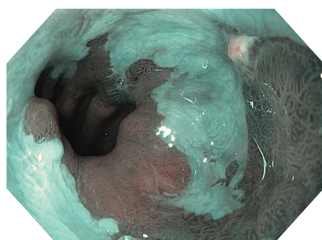


NBI (Narrow Band Imaging)

NBI in EVIS EXERA III 190 Series scopes provides twice the viewable distance of EVIS EXERA II 180 Series scopes. HD NBI provides contrast, which may aid in the interpretation of mucosal morphology, vascular patterns, and blood vessel appearance in patients with Barrett's esophagus.



White Light



NBI

Slim Design

This scope offers an excellent balance of size and performance, with HDTV image quality in a slim 9.2 mm diameter size.

Water Jet

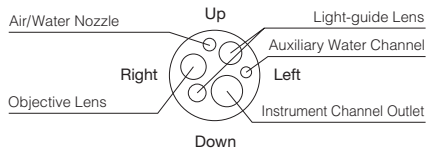
EVIS EXERA III 190 Series scopes' forward water jet function is standard on all routine gastroscopes.



Waterproof One-touch Connector

A new connector design minimizes the effort required for setup prior to and in between cases. In addition, it is fully submersible and eliminates the need for a water-resistant cap and the associated risk of an expensive repair due to accidental immersion.



Optical System	Field of view	140°
	Direction of view	Forward viewing
	Depth of field	2-100 mm
Insertion Section	Distal end outer diameter	9.2 mm
	Distal end enlarged	
		
	Insertion tube outer diameter	9.2 mm
	Working length	1030 mm


Instrument Channel	Channel inner diameter	2.8 mm
	Minimum visible distance	3.0 mm from the distal end
Bending Section	Direction from which endotherapy accessories enter and exit the endoscopic image	
		Up 210°
		Down 90°
		Right 100° Left 100°
Total Length	1350 mm	
Compatible EVIS EXERA System	Video System Center OLYMPUS CV-190 Xenon Light Source OLYMPUS CLV-190	

Image courtesy of Roy Soetikno, MD.

Specifications, design, and accessories are subject to change without any notice or obligation on the part of the manufacturer. Olympus is a registered trademark of Olympus Corporation, Olympus America Inc., and/or their affiliates.